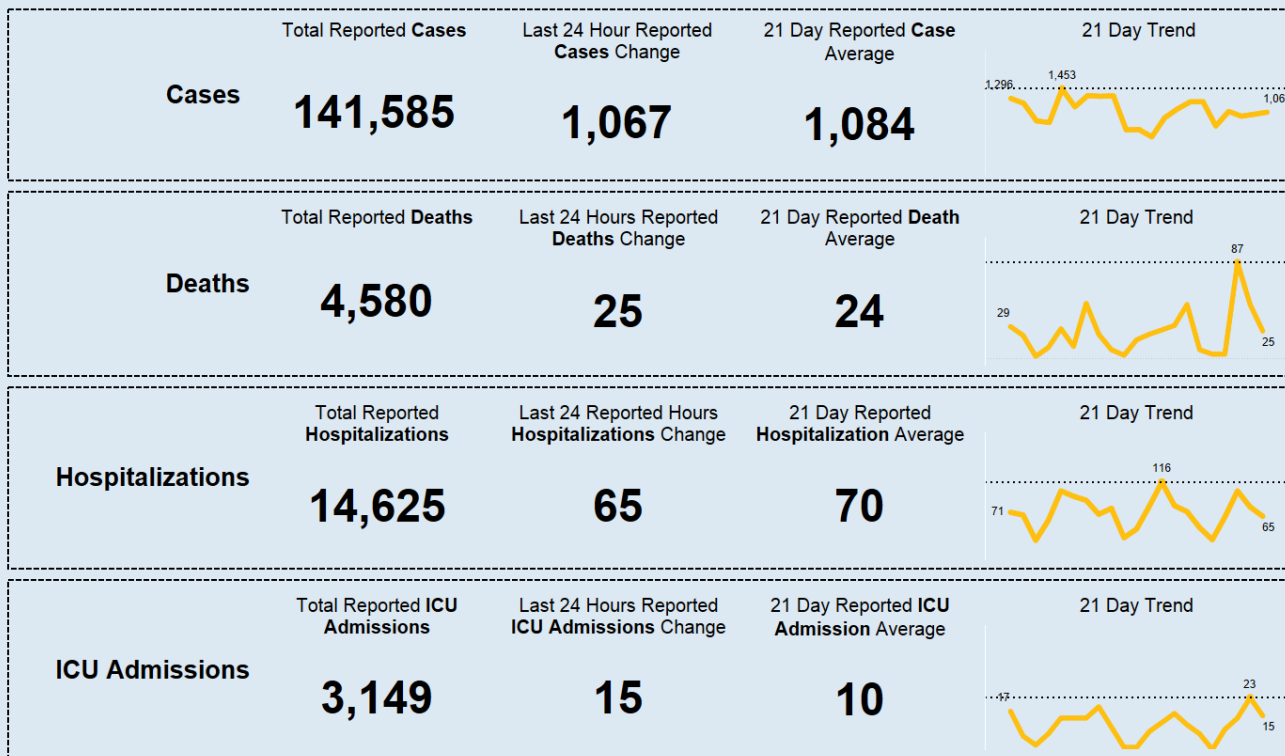


COVID - 19 | Key Indicators

Last Updated: 09-17-20



All dates are based when an indicator is reported and will not match data in other COVID-19 dashboards provided by the Ohio Department of Health. All other dashboards are based on onset date, date of hospitalization, or date of death.

Note: Totals include Confirmed and CDC Expanded Case Definition (Probable)

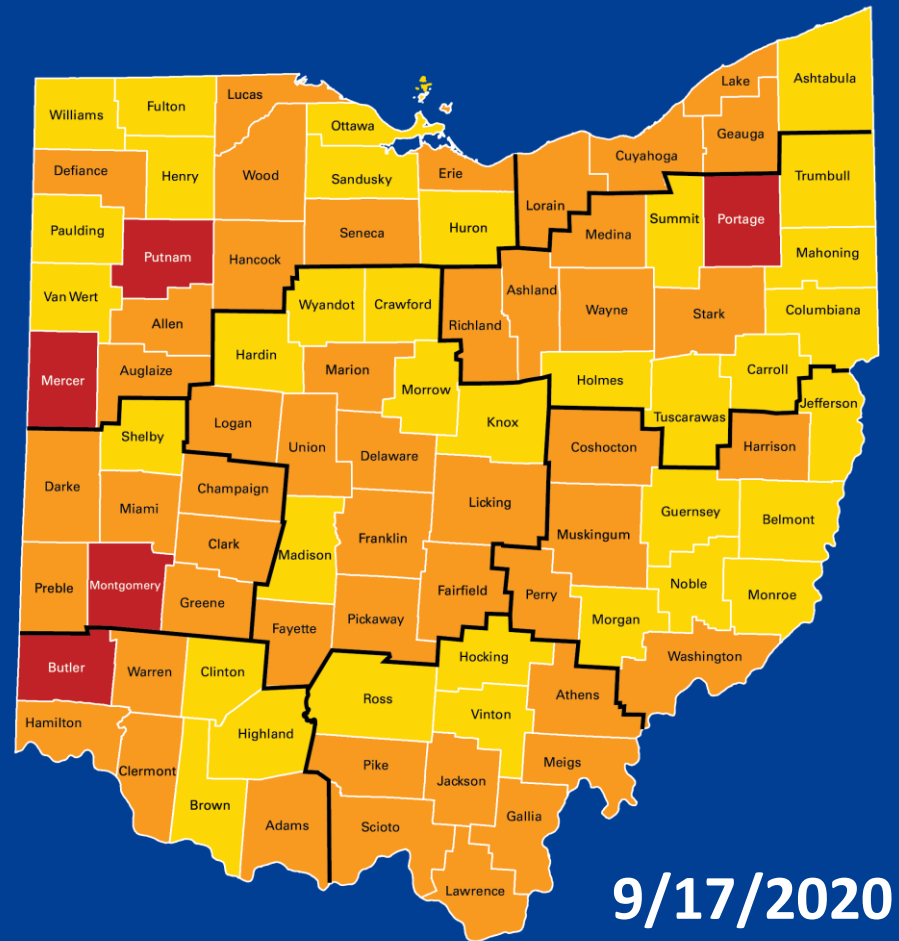
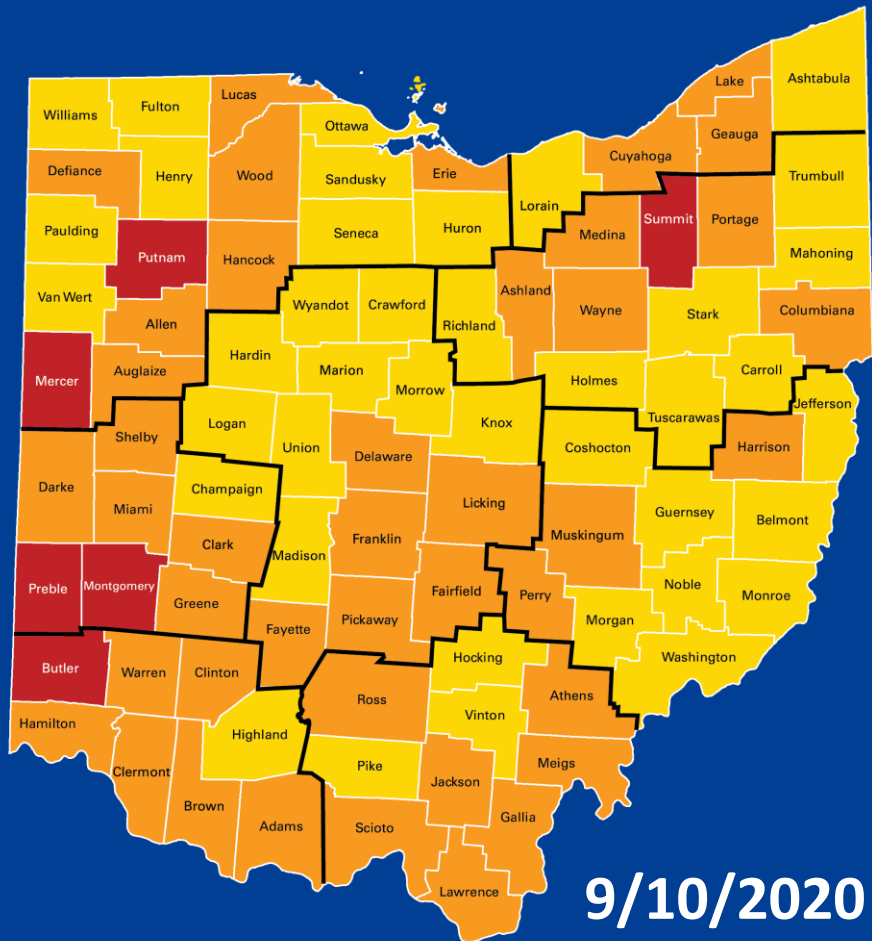


Department of Health

Ohio Public Health Advisory System



Department of Health



Ohio Public Health Advisory System

LEVEL 1

Public Emergency

Active exposure and spread.

LEVEL 2

Public Emergency

Increased exposure and spread.

LEVEL 3

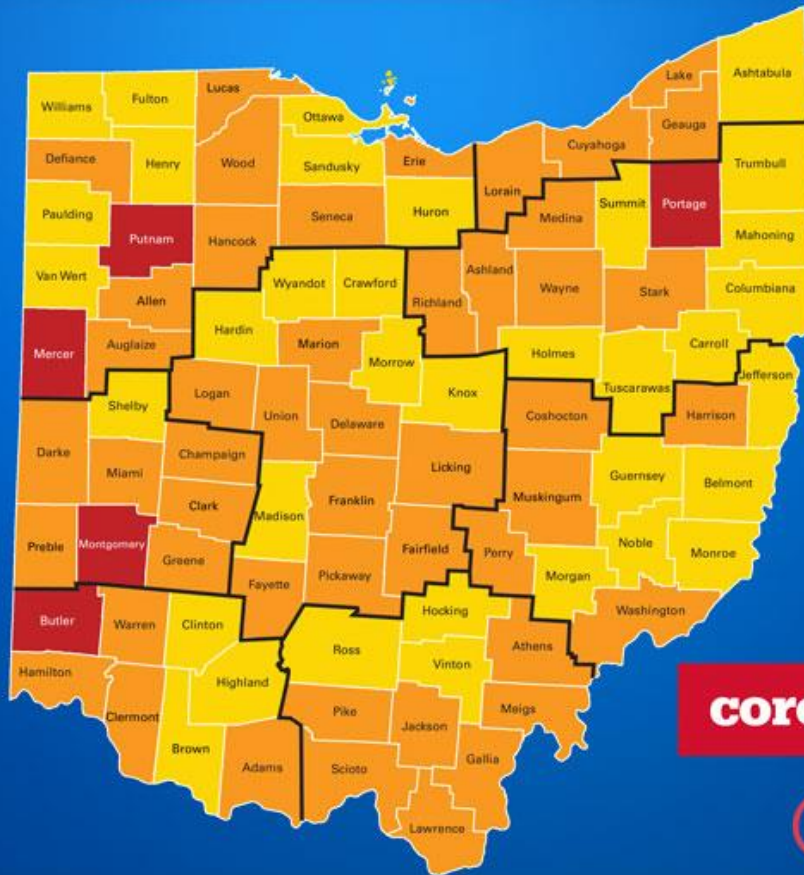
Public Emergency

Very high exposure and spread.

LEVEL 4

Public Emergency

Severe exposure and spread.



As of
9/17/2020

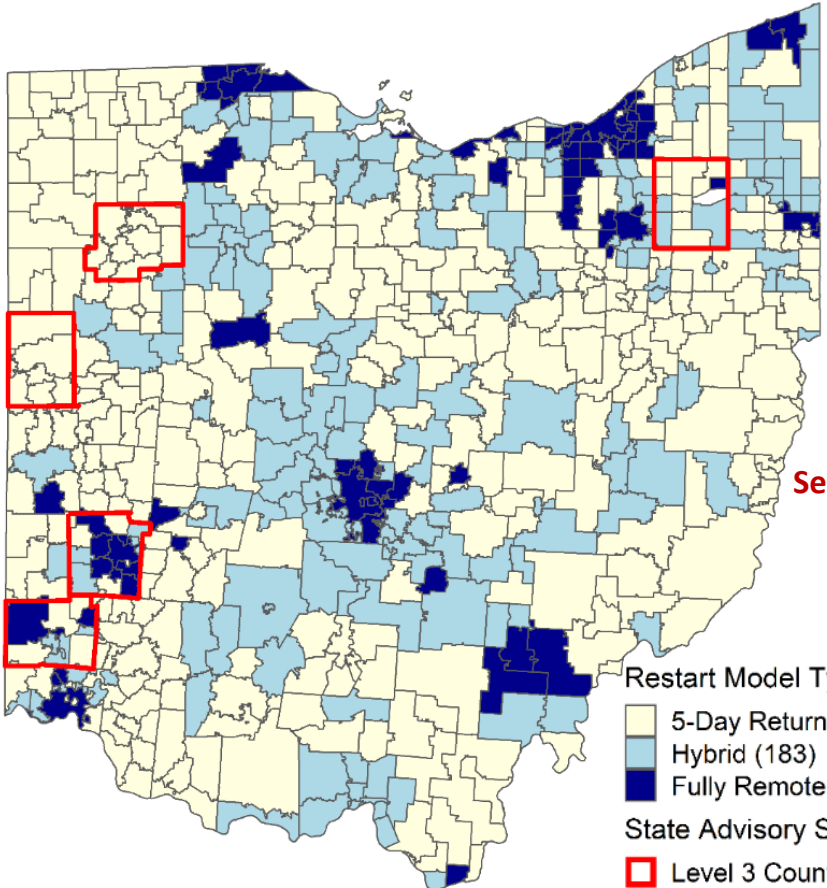
coronavirus.ohio.gov



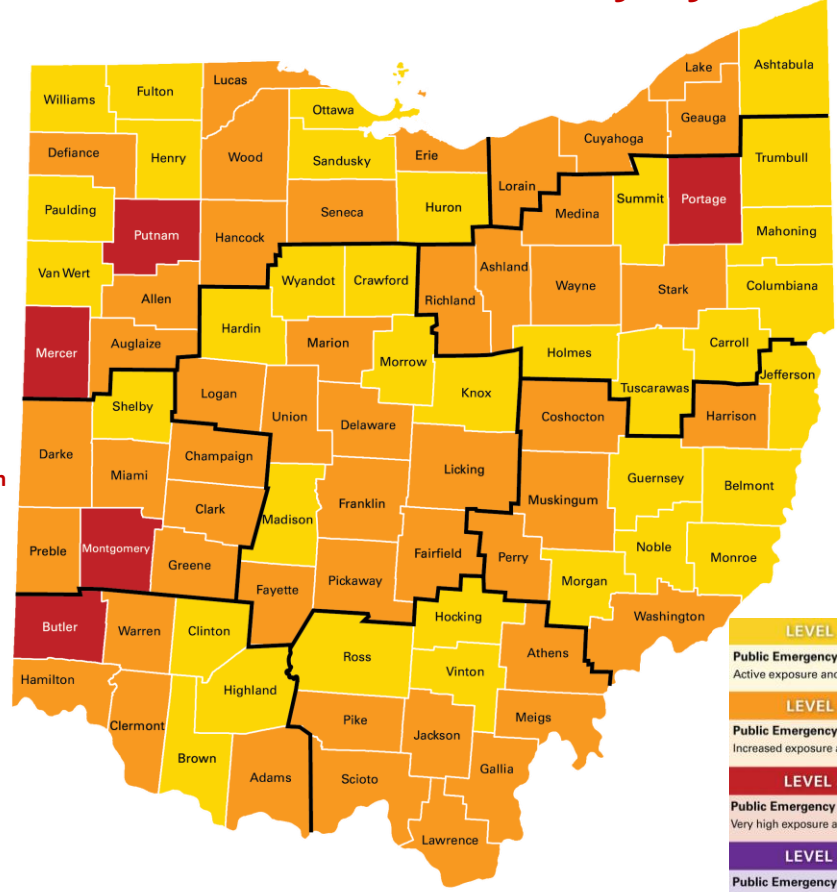
Department
of Health

Education Model for Start of SY 2021

Ohio Public Health Advisory System



As of September 17th



Top 20 Ohio Counties Ranked by Highest Occurrence COVID-19 Cases

The 14-day period used for this table covers data from Sept. 2 to Sept. 15. The data were pulled on Sept. 16 and exclude incarcerated individuals.

COUNTY	Cases Per 100K (9/2 to 9/15)	Case Count (9/2 to 9/15)	POPULATION
Putnam	256.9	87	33,861
Mercer	240.5	99	41,172
Athens	192.9	126	65,327
Harrison	192.8	29	15,040
Shelby	191.4	93	48,590
Butler	182.4	699	383,134
Henry	166.6	45	27,006
Franklin	153.1	2,016	1,316,756
Miami	151.4	162	106,987
Montgomery	139.9	744	531,687
Auglaize	138.0	63	45,656
Delaware	136.7	286	209,177
Warren	132.6	311	234,602
Lawrence	131.2	78	59,463
Darke	129.1	66	51,113
Clark	123.1	165	134,083
Greene	113.7	192	168,937
Pickaway	109.5	64	58,457
Meigs	109.1	25	22,907
Wood	104.0	136	130,817

COVID-19 | School Cases Update: 9/7 to 9/13

40 counties with at least 1 student case

62 public districts
27 private schools
4 joint vocational school districts

Individual school/district case counts:
1 - 11

35 counties with at least 1 staff case

56 public districts
8 private schools
4 educational service centers

Individual school/district case counts:
1 - 4

Ohio Public Health Advisory System

Responsible RestartOhio

Testing and Community Health Centers

Families and Individuals

Healthcare Providers and Local Health Districts

COVID-19 Dashboard

[Overview](#)
[Testing and Community Health Centers](#)
[Current Trends](#)
[Key Metrics](#)
[Forecast Model](#)
[Ohio Opportunity Index](#)
[Long-Term Care Facilities](#)
[Wastewater Monitoring Network](#)

Schools


The report below reflects new and cumulative COVID-19 cases reported to schools by parents/guardians and staff. Schools are required to report cases to their assigned Local Health Department who then report to the Ohio Department of Health. The report of COVID-19 is no way an indicator that a school district or school isn't following proper procedures. Families and staff should always feel free to ask questions of the school district or school.

Note: A full screen option for this dashboard can be found on the lower right corner. To exit full screen mode press the 'Esc' key.

State of Ohio | School Reporting

Published: 9-17-2020

County ▼ School / School District
(All) ▼ (All) ▼



County	School / School District	Type	Student Cases - New	Student Cases - Cumulative	Staff Cases - New	Staff Cases - Cumulative
Adams	Adams County Board of DD	County Board of Developmental Disabilities	No Cases Reported	No Cases Reported	No Cases Reported	No Cases Reported
	Adams County Christian	Private School	No Cases Reported	No Cases Reported	No Cases Reported	No Cases Reported
	Adams County Ohio Valley Local	Public District	No Cases Reported	No Cases Reported	No Cases Reported	No Cases Reported

State of Ohio | Children's COVID-19 Dashboard

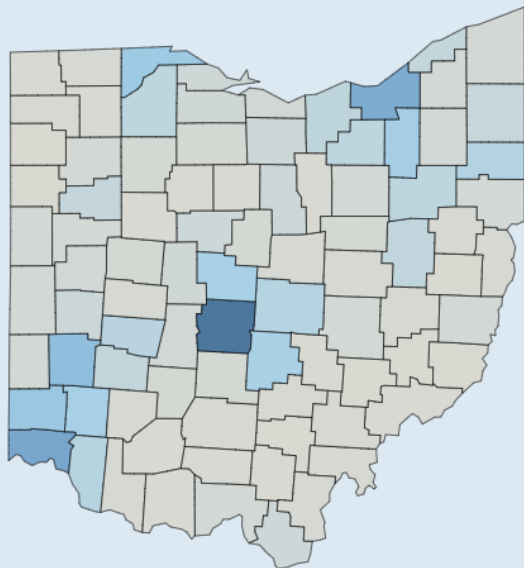
Last Updated: 09-17-20
Updated daily at 2 p.m.

Cases By County: Children Under 18

* For privacy reasons, the filters to the right will not update the county map and bar graph below

View By:
Select to view by cases or rate per 100K children

Total Cases



© OpenStreetMap

Case Selection:

Select a Case Status to filter the dashboard

Overall Cases

View Count By:

Select to view counts by weekly, monthly or cumulative

Monthly Count

Age Range:

Select a Age Range to filter the dashboard

(All)

Case Classification Status:

Filter all views by case classification

(All)

Total Cases

8,947

Total Hospitalized

223

Total Deaths

1

Children's Cases 8,947 (7% of total cases)



Commitment to Equity

Local Health District Rapid Response Guide for Migrant and Seasonal Farmworkers

#IN THIS
TOGETHER 
Ohio



MIKE DEWINE
GOVERNOR OF OHIO

Ohio

Department
of Health

coronavirus.ohio.gov



– Local Health District – Rapid Response Guide for Migrant and Seasonal Farmworkers

September 2020



MIKE DEWINE
GOVERNOR OF OHIO

Ohio

Department
of Health
Office of Health Equity



Ohio



Ohio

Wastewater Treatment Plant Locations and Boundaries

